

Sep 08, 2020

XPRIZE SHINE - Paper-based SARS-CoV-2 Saliva Test

DOI

[dx.doi.org/10.17504/protocols.io.bk2fkybn](https://doi.org/10.17504/protocols.io.bk2fkybn)



Jon Arizti-Sanz^{1,2}, Catherine A. Freije¹, Chloe K. Boehm¹, Sameed M. Siddiqui^{1,3}, Allen M. Goodman¹, Tinna-Solveig F. Kosoko-Thoroddsen¹, A'Doriann Y. Bradley¹, Jeremy Johnson¹, Pardis C. Sabeti^{1,4,5,6,7}, Cameron Myhrvold^{1,8,7}

- ¹Broad Institute of Massachusetts Institute of Technology (MIT) and Harvard, Cambridge, MA 02142, USA.;
²Harvard-MIT Program in Health Sciences and Technology, 77 Massachusetts Ave., Cambridge, MA 02139, USA.;
³Computational and Systems Biology PhD Program, MIT, Cambridge, MA 02139, USA.;
⁴Harvard T.H. Chan School of Public Health, 677 Huntington Avenue, Boston, MA 02115, USA.;
⁵Department of Organismic and Evolutionary Biology, Harvard University, 26 Oxford Street, Cambridge, MA 02138, USA.;
⁶Howard Hughes Medical Institute, Chevy Chase, MD 20815, USA.;
⁷Massachusetts Consortium on Pathogen Readiness, Boston, MA, USA.;
⁸Department of Organismic and Evolutionary Biology, Harvard University, 26 Oxford Street, Cambridge, MA 02138, USA

XPRIZE Rapid Covid Tes...



Catherine Freije

Create & collaborate more with a free account

Edit and publish protocols, collaborate in communities, share insights through comments, and track progress with run records.

Create free account



DOI: <https://dx.doi.org/10.17504/protocols.io.bk2fkybn>

Protocol Citation: Jon Arizti-Sanz, Catherine A. Freije, Chloe K. Boehm, Sameed M. Siddiqui, Allen M. Goodman, Tinna-Solveig F. Kosoko-Thoroddsen, A'Doriann Y. Bradley, Jeremy Johnson, Pardis C. Sabeti, Cameron Myhrvold 2020. XPRIZE SHINE - Paper-based SARS-CoV-2 Saliva Test. **protocols.io** <https://dx.doi.org/10.17504/protocols.io.bk2fkybn>

License: This is an open access protocol distributed under the terms of the [Creative Commons Attribution License](#), which permits unrestricted use, distribution, and reproduction in any medium, provided the original author and source are credited

Protocol status: Working

We use this protocol and it's working

Created: September 07, 2020

Last Modified: September 08, 2020

Protocol Integer ID: 41767

Keywords: CRISPR, SARS-CoV-2, nucleic acid diagnostic, collected saliva sample, saliva sample, detection of sar, based assay, saliva, assay, cov, integrated sample inactivation, based sar,

Disclaimer

The protocol and its content is for informational and academic purposes only. It does not constitute legal, medical, clinical, or safety advice, or otherwise. Content added to [protocols.io](#) is not peer reviewed and may not have undergone a formal approval of any kind. Information presented in this protocol is not a substitute for independent professional judgment, advice, diagnosis, or treatment. Any action taken or not taken based on the protocol presented here is strictly at your own risk. You agree that none of the authors, contributors, administrators, nor anyone else associated with [protocols.io](#) can be held responsible for your use of the information contained in or linked to this protocol.

Abstract








This protocol describes how to perform a SHINE paper-based assay to detect SARS-CoV-2 RNA from a self-collected saliva sample. This protocol is intended for in-home use. All enzymatic components are provided as a single-test freeze-dried pellet for shelf-stable storage, and all steps of the protocol are performed at ambient temperature. The protocol presented here is an improved version of the method presented in Arizti-Sanz J*, Freije CA*, *et al.* Integrated sample inactivation, amplification, and Cas13-based detection of SARS-CoV-2. *bioRxiv* (2020).

Image Attribution








biorender.com

Materials

MATERIALS

-  Nalgene® Dropper Bottles with Control Dispensing Tip, 4mL, white **Thermo Fisher Catalog #2750-9125**
-  Screw cap tube 5 mL sterile **Thomas Scientific Catalog #1188R46**
-  FastAmp® Viral and Cell Solution for Covid-19 Testing Solution B **Catalog #4633**
-  Reagent Mix A (Paper-based SARS-CoV-2 resuspension mix)
-  Lyophilized Reagent Mix B (Paper-based SARS-CoV-2 detection mix)
-  HybriDetect — Universal Lateral Flow Assay Kit **Catalog #MGHD 1**
-  Inoculating Loops and Needles Sterile 10 uL **VWR International (Avantor) Catalog #12000-810**

STEP MATERIALS

-  FastAmp® Viral and Cell Solution for Covid-19 Testing Solution B **Catalog #4633**
-  Screw cap tube 5 mL sterile **Thomas Scientific Catalog #1188R46**
-  Lyophilized Reagent Mix B (Paper-based SARS-CoV-2 detection mix)
-  Nalgene® Dropper Bottles, 15mL, white **Thermo Fisher Catalog #2751-9050**
-  Reagent Mix A (Paper-based SARS-CoV-2 resuspension mix)
-  Inoculating Loops and Needles Sterile 10 uL **VWR International (Avantor) Catalog #12000-810**
-  HybriDetect — Universal Lateral Flow Assay Kit **Catalog #MGHD 1**

The necessary volume of FastAmp Viral and Cell Solution is provided in the screw cap tube used for sample collection. All enzymatic components, reagents, and compatible buffers required for SARS-CoV-2 detection are included within Lyophilized Reagent Mix B and are reconstituted with Reagent Mix A (see protocol for details). A smartphone or smart device is necessary for automated interpretation of the SARS-CoV-2 detection results using the HandLens application. The required volume of Reagent Mix A is provided in the Nalgene Dropper Bottle.



Protocol materials

- ☒ Nalgene® Dropper Bottles, 15mL, white **Thermo Fisher Catalog #2751-9050**
- ☒ HybriDetect — Universal Lateral Flow Assay Kit **Catalog #MGHD 1**
- ☒ Inoculating Loops and Needles Sterile 10 uL **VWR International (Avantor) Catalog #12000-810**
- ☒ FastAmp® Viral and Cell Solution for Covid-19 Testing Solution B **Catalog #4633**
- ☒ Reagent Mix A (Paper-based SARS-CoV-2 resuspension mix)
- ☒ FastAmp® Viral and Cell Solution for Covid-19 Testing Solution B **Catalog #4633**
- ☒ Lyophilized Reagent Mix B (Paper-based SARS-CoV-2 detection mix)
- ☒ Lyophilized Reagent Mix B (Paper-based SARS-CoV-2 detection mix)
- ☒ Screw cap tube 5 mL sterile **Thomas Scientific Catalog #1188R46**
- ☒ Screw cap tube 5 mL sterile **Thomas Scientific Catalog #1188R46**
- ☒ Nalgene® Dropper Bottles with Control Dispensing Tip, 4mL, white **Thermo Fisher Catalog #2750-9125**
- ☒ Inoculating Loops and Needles Sterile 10 uL **VWR International (Avantor) Catalog #12000-810**
- ☒ HybriDetect — Universal Lateral Flow Assay Kit **Catalog #MGHD 1**
- ☒ Reagent Mix A (Paper-based SARS-CoV-2 resuspension mix)
- ☒ FastAmp® Viral and Cell Solution for Covid-19 Testing Solution B **Catalog #4633**
- ☒ Screw cap tube 5 mL sterile **Thomas Scientific Catalog #1188R46**
- ☒ Nalgene® Dropper Bottles, 15mL, white **Thermo Fisher Catalog #2751-9050**
- ☒ Reagent Mix A (Paper-based SARS-CoV-2 resuspension mix)
- ☒ Lyophilized Reagent Mix B (Paper-based SARS-CoV-2 detection mix)
- ☒ Inoculating Loops and Needles Sterile 10 uL **VWR International (Avantor) Catalog #12000-810**
- ☒ HybriDetect — Universal Lateral Flow Assay Kit **Catalog #MGHD 1**

Troubleshooting

Safety warnings


- ! Please take care with potentially infectious sample material that does not come into contact with the provided viral lysis solution contained within the saliva sample collection tube.





Before start

Download the HandLens application on the user-provided smart device (smartphone, tablet, etc.). Wash hands prior to starting the protocol.





Sample Collection and Viral Lysis



- 1 Expel approximately one drop of saliva into the sample collection tube and cap the tube.
Saliva collection tube contains necessary volume of FastAmp® Viral and Cell Solution.
 FastAmp® Viral and Cell Solution for Covid-19 Testing Solution B **Catalog #4633**



 Screw cap tube 5 mL sterile **Thomas Scientific Catalog #1188R46**
- 2 Mix saliva sample and FastAmp® Viral and Cell Solution by shaking the closed sample collection tube for  00:00:10
- 3 Wait  00:05:00 incubating sample at  Room temperature before proceeding to Step 4.

SARS-CoV-2 Detection

- 4 Add the entire volume in the dropper bottle containing Reagent Mix A to the tube containing lyophilized Reagent Mix B. Cap the tube.
 Nalgene® Dropper Bottles, 15mL, white **Thermo Fisher Catalog #2751-9050**




 Reagent Mix A (Paper-based SARS-CoV-2 resuspension mix)

 Lyophilized Reagent Mix B (Paper-based SARS-CoV-2 detection mix)
- 5 Mix Reagent Mix A and B by shaking for approximately  00:00:10 .
- 6 Dip the inoculation loop into the sample collection tube (a small layer of liquid should be contained within the loop).




 Inoculating Loops and Needles Sterile 10 uL **VWR International (Avantor) Catalog #12000-810**
- 7 Transfer liquid in inoculation loop to the Reagent Mix A and B tube by dipping the loop into tube and stirring for  00:00:05 . Remove and discard the inoculation loop and



cap the tube.

- 8 Mix the sample combined with Reagent Mix A and B by shaking for approximately  00:00:10 .
- 9 Wait  01:30:00 , incubating sample at  Room temperature , before proceeding to Step 10.

Paper-based Readout and Automated Analysis

- 10 Open the Sample-Reagent Mix A and B tube and place the test strip into the liquid with the arrows on the test strip pointing upward and towards you.
 HybriDetect — Universal Lateral Flow Assay Kit **Catalog #MGHD 1**
- 11 Wait  00:05:00 with sample at  Room temperature for visible horizontal bands to appear on the test strip.
- 12 With the user-provided smart device such as a smartphone, open the HandLens application and select paper-based as the test type.
- 13 Take a photo of the test strip, and select upload. The result of the test will appear on the smart device screen.