

May 07, 2024

Version 3

# WATER PRODUCTION FOR AWARE (Mesophilic Bacteria in PCA (Plate Count Agar)) V.3

DOI

[dx.doi.org/10.17504/protocols.io.4r3l22xxx1y/v3](https://dx.doi.org/10.17504/protocols.io.4r3l22xxx1y/v3)



Celia Manaia<sup>1</sup>

<sup>1</sup>Universidade Católica Portuguesa



**AWARE Project**

Horizon Europe 101084245

## Create & collaborate more with a free account

Edit and publish protocols, collaborate in communities, share insights through comments, and track progress with run records.

Create free account

OPEN  ACCESS



DOI: <https://dx.doi.org/10.17504/protocols.io.4r3l22xxx1y/v3>

**Protocol Citation:** Celia Manaia 2024. WATER PRODUCTION FOR AWARE (Mesophilic Bacteria in PCA (Plate Count Agar)). protocols.io <https://dx.doi.org/10.17504/protocols.io.4r3l22xxx1y/v3> Version created by **AWARE Project**

**License:** This is an open access protocol distributed under the terms of the **Creative Commons Attribution License**, which permits unrestricted use, distribution, and reproduction in any medium, provided the original author and source are credited

**Protocol status:** Working  
**We use this protocol and it's working**  
**Created:** May 06, 2024

**Last Modified:** May 07, 2024

**Protocol Integer ID:** 99287

**Keywords:** water sampling, water processing, water analysis, waste water treatment, advanced tertiary treatment SOP, water production for aware, mesophilic bacteria in pca, water production, standard operating procedure, pca, procedure, optimization of advanced tertiary treatment, plate count agar, sop, mesophilic bacteria, advanced tertiary treatment

**Funders Acknowledgements:**  
**Horizon Europe**  
**Grant ID:** 101084245

Abstract

The protocol summarises the procedures used for analytical control. The protocol describes the Standard Operating Procedure (SOP) for the optimization of advanced tertiary treatment of water, based on a comprehensive quality and risk assessment.

Guidelines

RECOMMENDED/ACCEPTED VALUE:

According to drinking water EU legislation

Materials

	A	B	C	D	E	F	G	H
	Parameter	V (mL) x R	S	Processing	Analytical method	Result	LOD / LOQ	Goal value
	Mesophilic Bacteria in PCA (Plate Count Agar)	0.1 × 3	No	Spread method	Spread plate; 48 h incubation at 37 °C	Number of Colony Forming Units (CFU/mL)	10	0 CFU/mL

**Table 1: Samples, Processing and Analysis of the different parameters analysed.**  
**V, volume; R, Replicates; S, Shipment conditions; LOD / LOQ, Limit of Detection / Quantification**

**Materials:** Culture medium Plate Count Agar (PCA); Microbiological incubator; other microbiology consumables.

## Troubleshooting

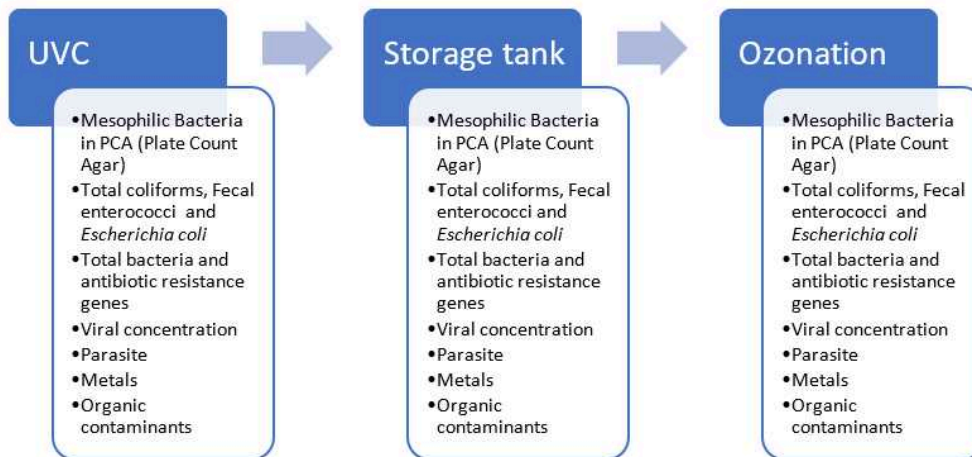
## Safety warnings



## WATER PRODUCTION FOR AQUAPONICS

- 1 The water production for AWARE main activities includes three stages – disinfection by ultraviolet C radiation (UVC), storage for ⌚ 12:00:00 – ⌚ 24:00:00 (according to water load and season) and ozonation. The water quality is monitored at these three stages, for the parameters indicated in Figure 1 below.

1d 12h



**Figure 1.** Treatment and storage of municipal treated wastewater used for integrated aquaponics and an indication of the comprehensive quality and risk assessment.

### 1.1 Sampling, Processing, and Analyses

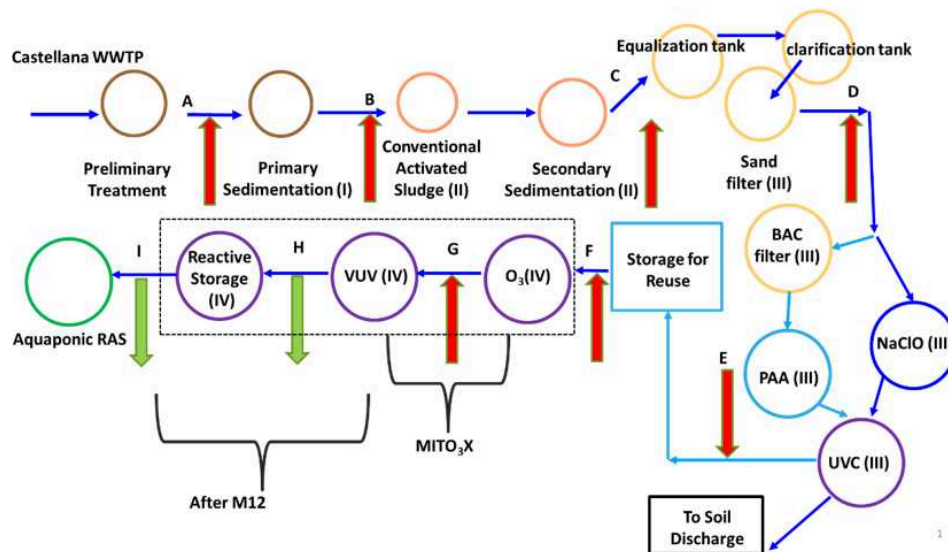
9h

Water samples are collected (see Figure 2) and processed within a ⌚ 06:00:00 interval, before being shipped for the partner responsible for the analyses (Table 1). In case no processing is needed, samples are frozen and stored at 🌡️ -80 °C within ⌚ 03:00:00 .

For each sampling event, the date, day of the week and hour; the temperature and rain. Sampling points, indicated in Figure 2 were designated from A to I:

- Influent of primary treatment (A)
- Influent of biological treatment (activated sludge) (B)
- Treated secondary effluent (C)
- Sand filter effluent (D)
- UVC effluent (E)
- Storage for reuse tank effluent (F)
- Ozonation effluent (1 dose, e.g., 🧪 5 mg O<sub>3</sub>) - MITO3X technology - (G)
- Effluent of the vacuum UV oxidation (VUV) (H)

- Effluent of reactive storage / Influent of the recirculation aquaculture system (RAS) (I)



**Figure 2.** Diagram representing the wastewater treatment plant (WWTP), advanced treatment and sampling points.




**Methods:** The section below summarises the procedures used for analytical control – detailed protocols are annexed to this protocol.

5d

## 2 Mesophilic Bacteria in PCA (Plate Count Agar):

2.1 **Analysis:** Enumeration of culturable mesophilic bacteria at 37 °C

## 2.2 Method:

Spread plate; units  48:00:00 a incubation at  37 °C ; enumeration of colony forming (  CFU/ mL ):

2d

2.3 **Observations:** Samples processed and analysed within 12:00:00 after collection.


12h

### Parameters framed by Legal and Regulatory Requirements:


9h

### 3 Using the EU Drinking Water Directive:



Mesophilic Bacteria in PCA (Plate Count Agar) – 0 CFU/  100 mL

Total coliforms and *Escherichia coli* –Number /  100 mL (0 MPN/  100 mL )

Fecal *enterococci* –Number/100 mL (0 MPN/  100 mL )


Viral concentration - There are no legal requirements for viruses. They are not included in any regulation now.

Parasite - EU legislation (2020/741)

Metals - DIRECTIVE 2008/105/EC OF THE EUROPEAN PARLIAMENT AND OF THE COUNCIL of 16 December 2008 on environmental quality standards in the field of water policy

Organic contaminants - DIRECTIVE 2008/105/EC OF THE EUROPEAN PARLIAMENT AND THE COUNCIL of 16 December 2008 on environmental quality standards in the field of water policy.

## Protocol references

- American Public Health Association (APHA). (2009). Standard Methods for the Examination of Water and Wastewaters. APHA – AWWA - WPCF (Eds.), Pennsylvania, Washington.
- ISO 4833:2003 - Microbiology of food and animal feeding stuff – Horizontal method for enumeration microorganisms – Colony count technique at  30 °C .
- EN ISO 11133:2014 - Microbiology of food, animal feed and water. Preparation, production, storage and performance testing of culture media.