

Feb 27, 2019

Picking Clones

 In 1 collection

DOI

dx.doi.org/10.17504/protocols.io.x77frn

Celeste M M. Karch¹, Rita Martinez¹, Jacob Marsh¹

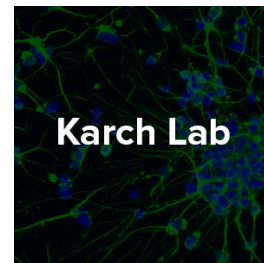
¹Washington University in St Louis

Neurodegeneration Method Development Community
Tech. support email: ndcn-help@chanzuckerberg.com



Celeste M M. Karch

Washington University in St Louis



Create & collaborate more with a free account

Edit and publish protocols, collaborate in communities, share insights through comments, and track progress with run records.

Create free account

OPEN  ACCESS



DOI: <https://dx.doi.org/10.17504/protocols.io.x77frn>

Protocol Citation: Celeste M M. Karch, Rita Martinez, Jacob Marsh 2019. Picking Clones. **protocols.io**
<https://dx.doi.org/10.17504/protocols.io.x77frn>

License: This is an open access protocol distributed under the terms of the **Creative Commons Attribution License**, which permits unrestricted use, distribution, and reproduction in any medium, provided the original author and source are credited

Protocol status: Working

We use this protocol and it's working

Created: February 16, 2019

Last Modified: February 27, 2019

Protocol Integer ID: 20447

Keywords: picking clone

Attachments



Comprehensive

Genomi...


31KB

Guidelines

This protocol is part of the **Genomic Editing: iPSC collection**.

Troubleshooting





Safety warnings

 Please refer to the SDS (Safety Data Sheet) for information about hazards, and to obtain advice on safety precautions.

Before start

It takes approximately 1 week for single cell iPSC to proliferate into small, pickable clones. When picking clones, find the balance between large enough in size that the cells will survive the picking, but not so large that they are no longer isolated. If necessary, pick across several days, giving the smaller clones more time to grow.



- 1 Coat 96 well plate with 50 μ l Matrigel per well.
- 2 Incubate at  37 °C for  01:00:00 .
- 3 Prior to picking, aspirate Matrigel. Replace with  50 μ L mTesR1 + 10 μ M Rock Inhibitor.
- 4 Using p20, pick individual clones and place into unique wells. Use a new tip with each clone.
- 5 Incubate at  37 °C overnight.
- 6 Change media daily (150 μ l mTesR1).