

Aug 09, 2023

Mitophagy induction using Difereprone

DOI

dx.doi.org/10.17504/protocols.io.rm7vzxbqrgx1/v1

Louise Uoselis¹

¹Lazarou Lab, WEHI



Louise Uoselis
Louise WEHI

OPEN  ACCESS



DOI: dx.doi.org/10.17504/protocols.io.rm7vzxbqrgx1/v1

Protocol Citation: Louise Uoselis 2023. Mitophagy induction using Difereprone. **protocols.io**
<https://dx.doi.org/10.17504/protocols.io.rm7vzxbqrgx1/v1>

License: This is an open access protocol distributed under the terms of the [Creative Commons Attribution License](https://creativecommons.org/licenses/by/4.0/), which permits unrestricted use, distribution, and reproduction in any medium, provided the original author and source are credited

Protocol status: Working

We use this protocol and it's working

Created: August 09, 2023

Last Modified: August 09, 2023

Protocol Integer ID: 86202

Keywords: ASAPCRN

Abstract

Mitophagy induction in HeLa cells using Difereprone (DFP).



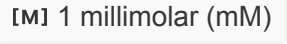


Day 1

- 1 Seed cells, aiming for a confluency of 80-90% at the time of treatment the next day.

Day 2

1h

- 2 Feed cells for  01:00:00 in an appropriate volume of standard growth media. 1h
- 3 During the feed, warm up the difereprone (DFP) stock aliquot in a  37 °C waterbath. Centrifuge the stock tube after thawing to ensure the DFP has returned to solution.
- 4 To start the treatment, replace the media in each well with standard growth media that contains  1 millimolar (mM) DFP.
- 5 Harvest the samples after the desired treatment times.