

Jun 06, 2018

## Gel PCR Product Purification

DOI

[dx.doi.org/10.17504/protocols.io.pxbdpin](https://dx.doi.org/10.17504/protocols.io.pxbdpin)

Izabela M Rezende<sup>1</sup>, Livia Sacchetto

<sup>1</sup>Stanford University School of Medicine

MRCA



**Izabela M Rezende**

Stanford University School of Medicine

OPEN  ACCESS



DOI: [dx.doi.org/10.17504/protocols.io.pxbdpin](https://dx.doi.org/10.17504/protocols.io.pxbdpin)

**Protocol Citation:** Izabela M Rezende, Livia Sacchetto 2018. Gel PCR Product Purification. **protocols.io**

<https://dx.doi.org/10.17504/protocols.io.pxbdpin>

**Manuscript citation:**

**Persistence of Yellow fever virus outside the Amazon Basin, causing epidemics in Southeast Brazil, from 2016 to 2018.**

Rezende IM de\*, Sacchetto L, \* Mello EM de, Alves PA, Iani FC de M, Adelino TER, Duarte MM, Cury, ALF, Bernardes AFL, Santos TA, Pereira LS, Dutra MRT, Ramalho DB, Thoisy B, Kroon EG, Trindade GS, Drumond BP

PLoS Neglected Tropical Disease 2018;12: e0006538. doi:10.1371/journal.pntd.0006538

\*These authors contributed equally to this work

**License:** This is an open access protocol distributed under the terms of the **Creative Commons Attribution License**, which permits unrestricted use, distribution, and reproduction in any medium, provided the original author and source are credited

**Protocol status:** Working

**We use this protocol and it's working**

**Created:** May 04, 2018

**Last Modified:** June 06, 2018

**Protocol Integer ID:** 11971


## Abstract

For isolate the desired product or reoptimize the PCR to obtain a single product.

## Materials


### MATERIALS


 Filter Tips

 Microtubes 1.5ml

 22 gauge needle **Merck MilliporeSigma (Sigma-Aldrich) Catalog #Z192473**

 Micropipettors

 Microtubes 0.6ml

 Refrigerator



- 1 Drill the bottom of a 0.6 mL microcentrifuge tube with the aid of a needle
- 2 Extract the band of expected size extracted from the gel
- 3 Transfer the gel band into a 0.6 mL perforated microcentrifuge tube
- 4 Place the 0.6 mL microcentrifuge tube into a 1.5 ml microcentrifuge tube
- 5 Centrifuge at 14000 x g for 1 min
- 6 Discard 0.6 mL microcentrifuge tubes
- 7 Add 70  $\mu$ l of Nuclease-Free Water
- 8 Store in the refrigerator overnight.
- 9 Store in the freezer in the next day.