

Apr 10, 2020

## 🌐 0.1% Cresyl Violet Stain (pH 4.3)

📁 In 2 collections

DOI

[dx.doi.org/10.17504/protocols.io.wcjfaun](https://dx.doi.org/10.17504/protocols.io.wcjfaun)



Shaina Robbins<sup>1</sup>, Sean Nieves<sup>1</sup>

<sup>1</sup>Thomas Jefferson University

SPARC

Tech. support email: [info@neuinfo.org](mailto:info@neuinfo.org)



Shaina Robbins

Thomas Jefferson University

### Create & collaborate more with a free account

Edit and publish protocols, collaborate in communities, share insights through comments, and track progress with run records.

Create free account

OPEN  ACCESS



DOI: <https://dx.doi.org/10.17504/protocols.io.wcjfaun>

**Protocol Citation:** Shaina Robbins, Sean Nieves 2020. 0.1% Cresyl Violet Stain (pH 4.3). **protocols.io**  
<https://dx.doi.org/10.17504/protocols.io.wcjfaun>

**License:** This is an open access protocol distributed under the terms of the **Creative Commons Attribution License**, which permits unrestricted use, distribution, and reproduction in any medium, provided the original author and source are credited

**Protocol status:** Working

**We use this protocol and it's working**

**Created:** December 11, 2018


**Last Modified:** April 10, 2020

**Protocol Integer ID:** 18539

**Keywords:** ph

## Materials


### MATERIALS


 EMD Millipore™ Ultrapure Water for Molecular Biology **Merck Millipore (EMD Millipore) Catalog #09-739-011**

 Cresyl Violet acetate pure high purity biological stain **Catalog #AC229630050**


 Acetic Acid Glacial **Catalog #A38-212**


### STEP MATERIALS

 Cresyl Violet acetate pure high purity biological stain **Catalog #AC229630050**

 Acetic Acid Glacial **Catalog #A38-212**

## Protocol materials


 EMD Millipore™ Ultrapure Water for Molecular Biology **Merck Millipore (EMD Millipore) Catalog #09-739-011**

 Cresyl Violet acetate pure high purity biological stain **Catalog #AC229630050**

 Acetic Acid Glacial **Catalog #A38-212**

 Cresyl Violet acetate pure high purity biological stain **Catalog #AC229630050**

 Acetic Acid Glacial **Catalog #A38-212**

 Cresyl Violet acetate pure high purity biological stain **Catalog #AC229630050**

 Acetic Acid Glacial **Catalog #A38-212**

## Troubleshooting

## Safety warnings



Signal Word: **Warning**

Hazard Statements: **Causes skin irritation; Causes serious eye irritation; May cause respiratory irritation**

- *Prevention:* Wash face, hands and any exposed skin thoroughly after handling Wear protective gloves/protective clothing/eye protection/face protection Avoid breathing dust/fume/gas/mist/vapors/spray Use only outdoors or in a well-ventilated area
- *Inhalation:* IF INHALED: Remove victim to fresh air and keep at rest in a position comfortable for breathing Call a POISON CENTER or doctor/physician if you feel unwell
- *Skin:* IF ON SKIN: Wash with plenty of soap and water If skin irritation occurs: Get medical advice/attention Take off contaminated clothing and wash before reuse
- *Eyes:* IF IN EYES: Rinse cautiously with water for several minutes. Remove contact lenses, if present and easy to do. Continue rinsing If eye irritation persists: Get medical advice/attention
- *Storage:* Store in a well-ventilated place. Keep container tightly closed Store locked up
- *Disposal:* Dispose of contents/container to an approved waste disposal plant

## Solution Prep


1 Measure  500 mL of ddH<sub>2</sub>O or molecular grade H<sub>2</sub>O and pour into a glass beaker

2 Aliquot  0.5 g of cresyl violet acetate into the glass beaker from the above step

 Cresyl Violet acetate pure high purity biological stain **Catalog #AC229630050**

### Safety information

Causes skin irritation  
May cause respiratory irritation  
Causes serious eye irritation

3 Put a magnetic stir bar into the glass beaker (containing H<sub>2</sub>O and cresyl violet acetate) and place on a hot plate at  100 °C and stir until cresyl violet is dissolved

### Note

Allow solution to come to room temperature once cresyl violet is dissolved

## pH

4 Test the pH of the solution. Add glacial acetic acid dropwise until the desired (pH 4.3) is achieved

 Acetic Acid Glacial **Catalog #A38-212**

## Filter

5 Pour the contents of the 0.1% Cresyl Violet solution through a sterile membrane filter into a light sensitive jar and close lid